BREMEN

~220-240V
50-60Hz

IP54

LED

REPLACE

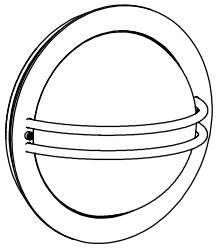

BREMEN

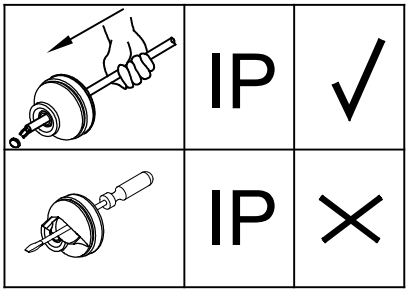

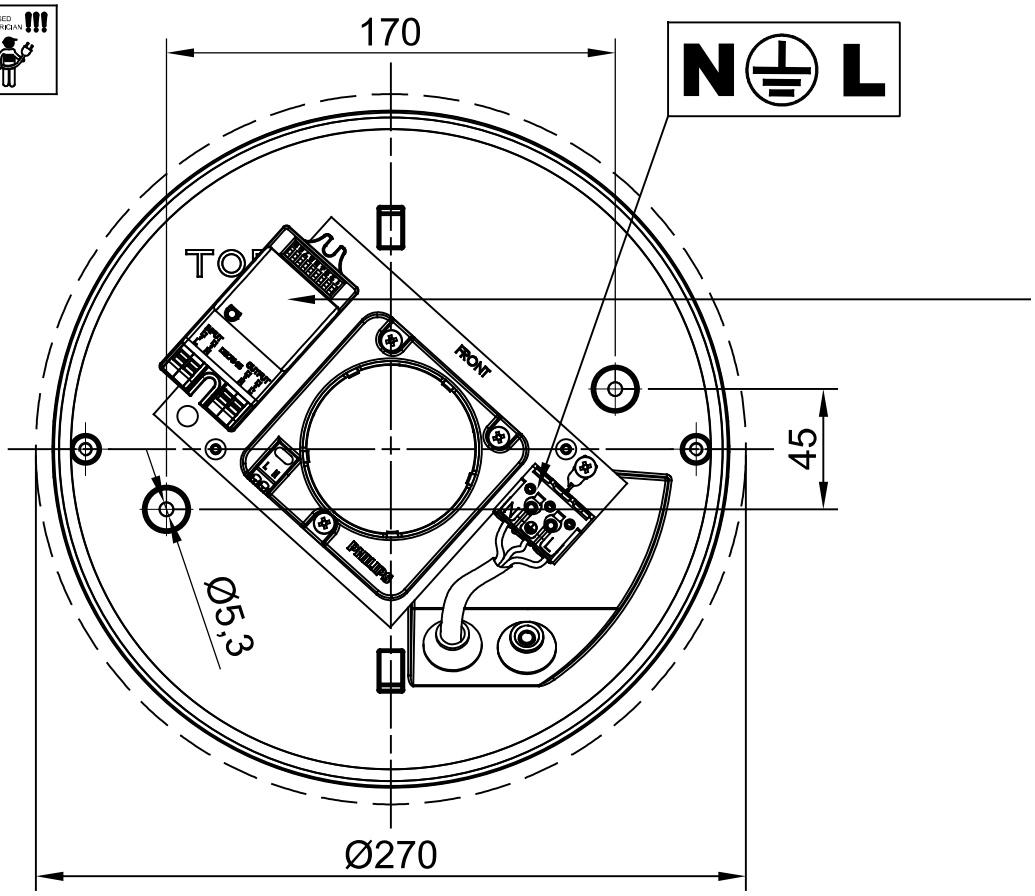

ON		1	2	3	
	I	ON	ON	ON	100%
	II	—	ON	ON	75%
	III	ON	—	ON	50%
	IV	—	—	ON	25%
	V	—	—	—	10%

ON		4	5	6	
	I	ON	ON	ON	5s
	II	—	ON	ON	30s
	III	ON	—	ON	90s
	IV	—	—	ON	3min
	V	ON	ON	—	20min
	VI	—	—	—	30min

ON		7	8	9	
	I	ON	ON	ON	2lux
	II	ON	ON	—	10lux
	III	—	ON	—	25lux
	IV	ON	—	—	50lux
	V	—	—	—	Disable

LICENSED ELECTRICIAN

OFF

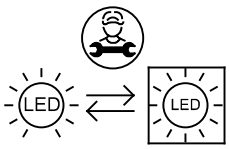

(PL) Moduł LED zintegrowany AC
Wymienne (tylko LED) źródło światła przez profesjonalny serwis.

(ENG) LED module AC integrated
Replaceable (LED only) light source by a professional.

GASKET
Ø7-10,5mm

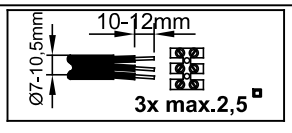

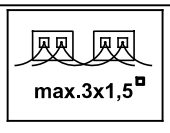

NORLYS

Rev: 23.06.2026

(ENG) The light source contained in this luminaire shall only be replaced by the manufacturer or his service agent or a similar qualified person.

(NOR) Installasjon skal utføres av en autorisert installatør/fagmann.

(SWE) All installation skall utföras av auktoriserad elinstallatör.

(DE) Die Montage und der Austausch der in dieser Leuchte enthaltenen Lichtquelle dürfen nur durch den Hersteller oder seinen Kundendienst oder eine gleich qualifizierte Person ausgeführt werden. Bitte lokale Bestimmungen beachten!

(FR) Le montage et le remplacement de la source lumineuse du luminaire doit être fait uniquement par le fabricant, un agent de maintenance ou une personne ayant des qualifications similaires. Merci de respecter la règlementation nationale.

(PL) Źródło światła zastosowane w tej oprawie oświetleniowej powinno być wymieniane wyłącznie przez producenta lub jego przedstawiciela serwisowego, lub podobnie wykwalifikowaną osobę.

(ENG) Turn off the power before replacing the light source.

(NOR) Skru av strømmen før skifte av lyskilde.

(SWE) Koppla bort strömmen innan byte av ljuskälla sker.

(DE) Schalten Sie die Stromversorgung aus, bevor Sie die Lichtquelle austauschen.

(FR) Éteindre le courant avant de remplacer la source lumineuse.

(PL) Wyłącz zasilanie przed wymianą źródła światła.

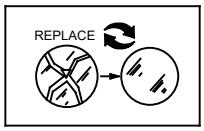

(ENG) Replace any cracked protective screen.

(NOR) Sprukket glass må skiftes

(SWE) Sprucket glas måste bytas.

(DE) Ersetzen Sie jeden beschädigten Schutzschirm.

(FR) Remplacer les écrans de protection fissurés.

(PL) Wymienić każdy pęknięty ekran ochronny.

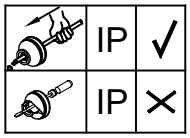

(ENG) Only pierce NORLYS gasket with the installation cable of 7-10,5mm diameter.
Damage caused by tools will lead to IP degradation. Wrong installation leads to loss of warranty.

(NOR) Gjennombor NORLYS-pakning med installasjonskabel ø7-10,5 mm diameter. Skader forårsaket av verktøy vil føre til IP-nedbrytning. Feil installasjon fører til tap av garanti.

(SWE) Använd endast 7-10,5mm Ø kabel för genomträngning av packningar. Skador orsakade av andra typer av verktyg kan sänka IP-klassning på armaturen. Felaktig installation kan orsaka garantiförlust.

(DE) Nur NORLYS Dichtung mit dem Installationskabel eines Durchmessers von 7-10,5mm durchstechen.
Beschädigung durch Werkzeuge führt zu IP Verminderung und Garantieverlust.

(FR)
Percez seulement le joint NORLYS avec le câble d'installation d'un diamètre de 7 à 10,5 mm.
Les dommages causés par des outils entraîneront une dégradation de l'IP et la perte de garantie !

(PL)
Uszczelkę NORLYS Ø7-10,5mm przebijać tylko przewodem instalacyjnym. Przebicie innymi narzędziami powoduje utratę szczelności IP oraz utratę gwarancji.

NORLYS

MC030S
ON-OFF Function / Smart Version

Introduction

- Automatic switching based on motion and light level.
- Zero-crossing point operation helps protect the sensor against in-rush current.
- Super Compact size makes it suitable to fix within most luminaires.
- 4-pole press-in terminal (L, N, N, L'), easy assembly.
- Detection area, time delay and daylight threshold can be precisely set via DIP switch.
- Wide detection area, range up to 12m in diameter.

MC030S is an innovative and active motion detector with HF system 5.8GHz. Motion can be detected through plastic, glass and thin non-metal materials.

The sensor supplies a simple energy-saving solution to use light only when and where you need it. It automatically switches on/off light based on motion and ambient light level. Can control all kinds of lamps, for example, halogen, fluorescent and LED lights. Compact size and small casing, suitable to fix within most luminaires. 4-pole press-in terminal (L, N, N, L'), very easy to install.

The high quality relay is particularly suitable for commercial use with switching power up to 400W for LEDs and fluorescent lamps and up to 800W for incandescent lamps.

Max.6M

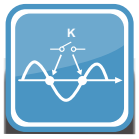

Zero-crossing point operation

Light Sensor

Hold Time 5s~30min

Mounting Height 6m Max.

Automatic On/Off

5 Years Guarantee

Sunrise Power Transformers GmbH • Frankenstr. 35 • D-20097 Hamburg • Germany
Tel: +49-40-21983678 • Fax: +49-40-21983816 • Email: info@sunrise-trafo.de • Webpage: www.sunrise-trafo.de
© Sunrise 2016

ON -OFF Function

Motion sensor MC030S + LED driver or ballast (Any brand)

MC030S is an innovative motion sensor, switch on the light on detection of movement, and switch off after a hold time when there is no motion detected. As built-in daylight sensor can read brightness value, the sensor does not switch on the light if with sufficient natural light.

With sufficient light, the lamp doesn't switch on.



With insufficient ambient light, the sensor switches on the lamp when motion is detected.



After hold time, the sensor switches off the lamp when no motion is detected.

Wiring scheme

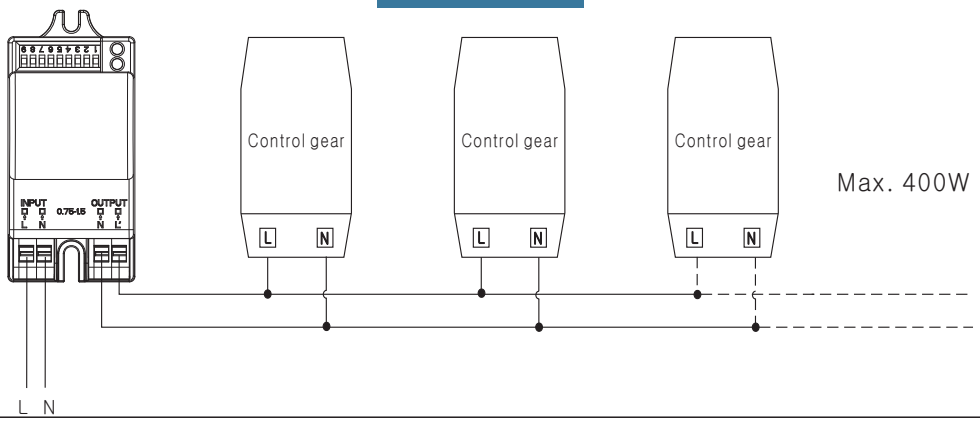

Detection Pattern

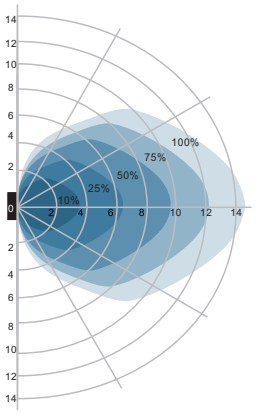

Wall mounting pattern (Unit: m)
Suggested installation height: 1-1.8m

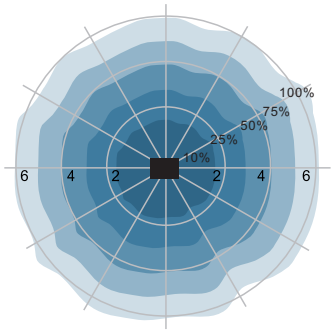

Ceiling mounting pattern (Unit: m)
Suggested installation height: 2.5-6m

Sunrise Power Transformers GmbH • Frankenstr. 35 • D-20097 Hamburg • Germany
Tel: +49-40-21983678 • Fax: +49-40-21983816 • Email: info@sunrise-trafo.de • Webpage: www.sunrise-trafo.de
© Sunrise 2016

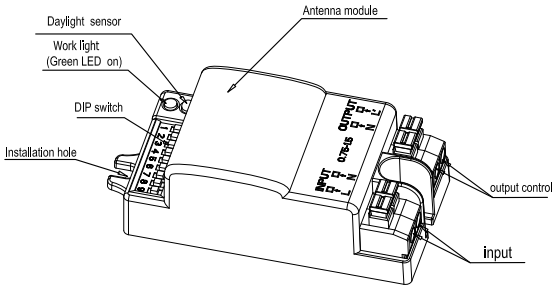

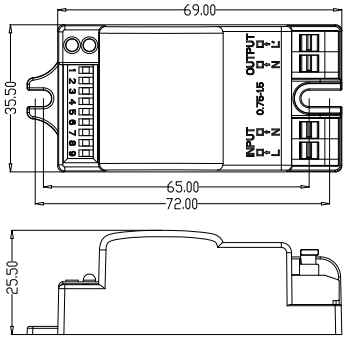

MC030S	
Operating voltage	220~240Vac, 50Hz
Rated load	400W(inductive), 800W (resistive)
HF system	5.8GHz±75MHz, ISM wave band
Transmitting power	<0.5mW
Power consumption	≤0.5W(standby)
Detection zone	Max.(D x H): 12m x 6m
Detection sensitivity	10% / 25% / 50% / 75% / 100%
Hold time	5s / 30s / 90s / 3min / 20min / 30min
Daylight sensor	2lux / 10lux / 25lux / 50lux / Disable
Mounting height	6m Max.
Motion detection	0.5~3m/s
Detection angle	150°(wall installation) 360°(ceiling installation)
Operating temperature	-20℃~60℃
IP rating	IP20

Setting

By selecting the combination on the DIP switch, sensor data can be precisely set for each specific application.

ON	1	2	3	
I	ON	ON	ON	100%
II	–	ON	ON	75%
III	ON	–	ON	50%
IV	–	–	ON	25%
V	–	–	–	10%

Detection area

Detection area can be reduced by selecting the combination on the DIP switches to fit precisely each application.

ON	4	5	6	
I	ON	ON	ON	5s
II	–	ON	ON	30s
III	ON	–	ON	90s
IV	–	–	ON	3min
V	ON	ON	–	20min
VI	–	–	–	30min

Hold time

Refers to the time period the lamp remains at 100% illumination after no motion detected.

ON	7	8	9	
I	ON	ON	ON	2lux
II	ON	ON	–	10lux
III	–	ON	–	25lux
IV	ON	–	–	50lux
V	–	–	–	Disable

Daylight sensor

The sensor can be set to only allow the lamp to illuminate below a defined ambient brightness threshold.

When set to Disable mode, the daylight sensor will switch on the lamp when motion is detected regardless of ambient light level.
50lux, 25lux: twilight operation, 10lux, 2lux: darkness operation only.

Sunrise Power Transformers GmbH • Frankenstr. 35 • D-20097 Hamburg • Germany
Tel: +49-40-21983678 • Fax: +49-40-21983816 • Email: info@sunrise-trafo.de • Webpage: www.sunrise-trafo.de
© Sunrise 2016