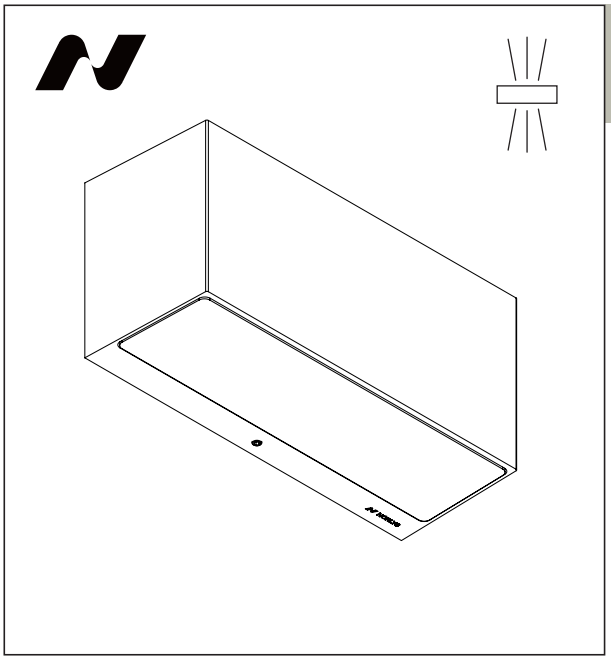

ASKER MD

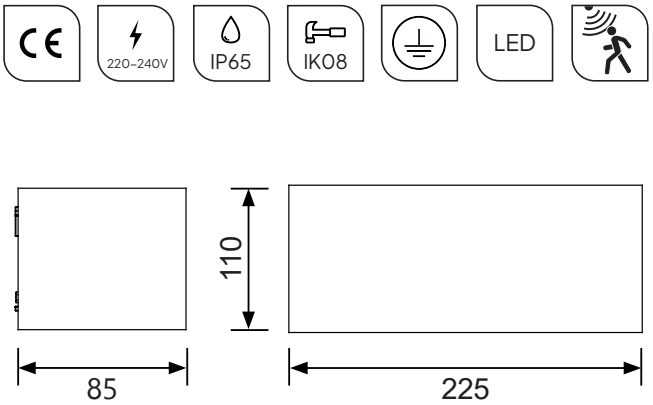
220-240V
IP65
IK08
LED
110
85
225

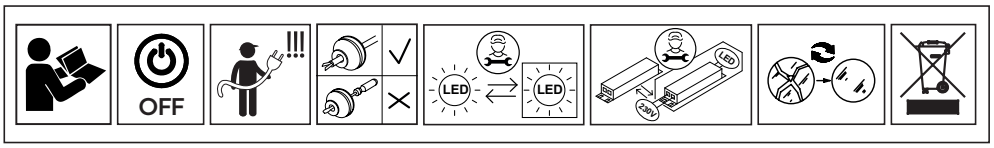
OFF
LED
LED
LED
230V



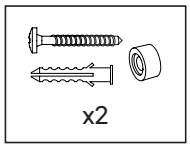
x2

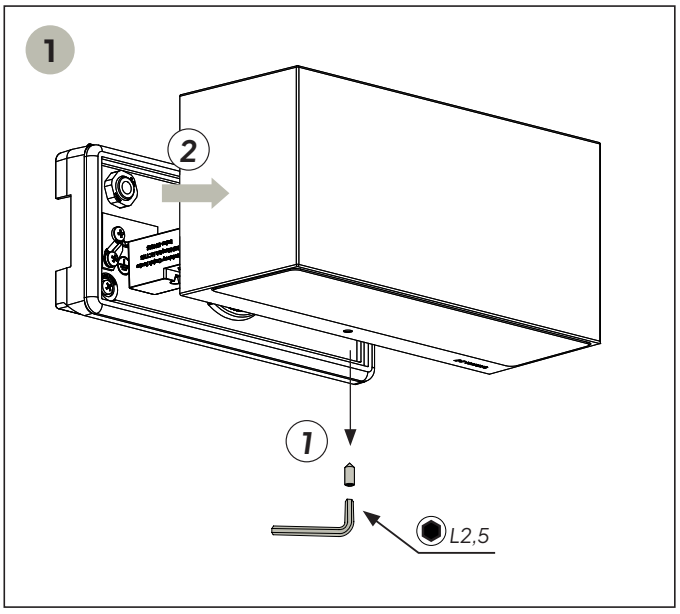
1
2
1
L2,5

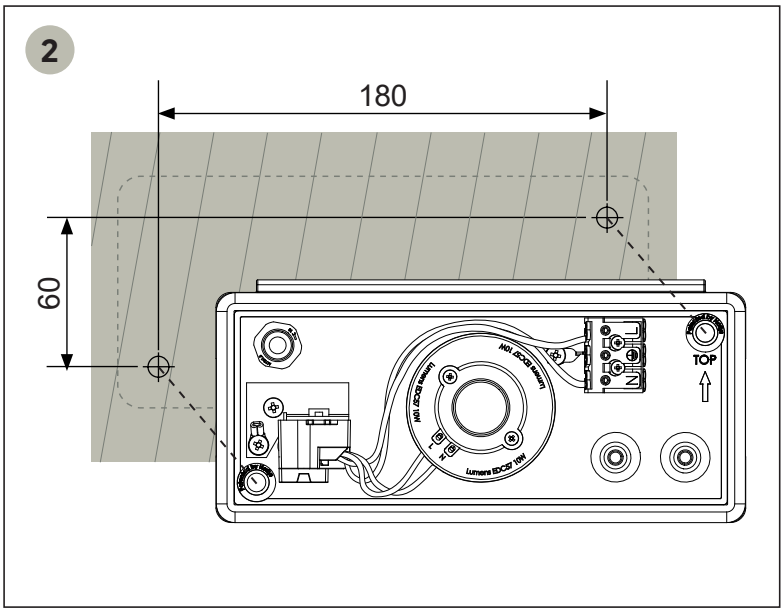
2
180
60
TOP

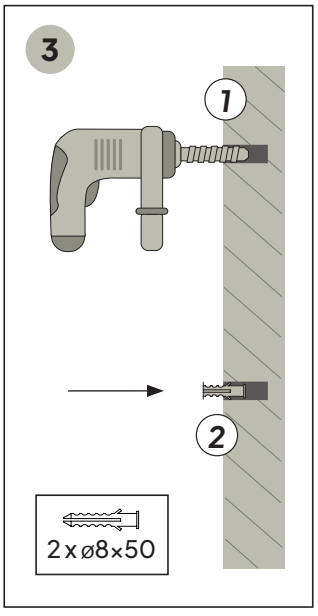
3
1
2
2 x ø8×50

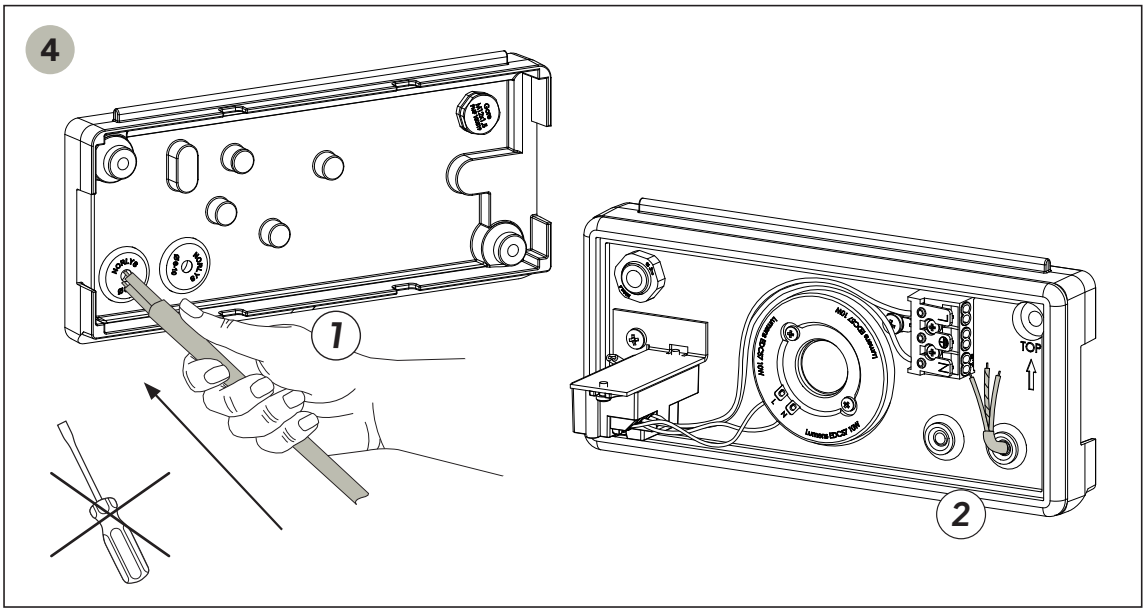
4
1
2
TOP

5

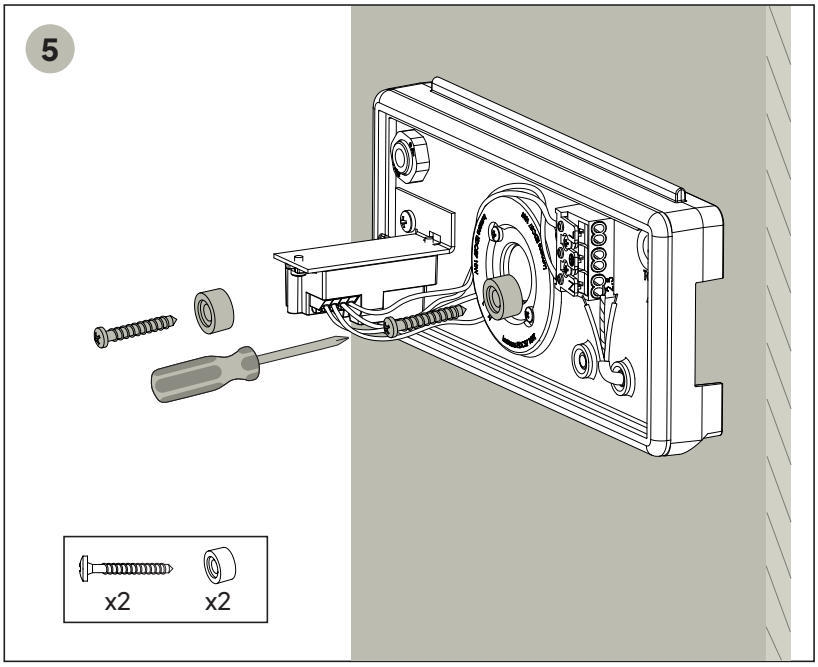
x2
x2

6


L N
TOP

7

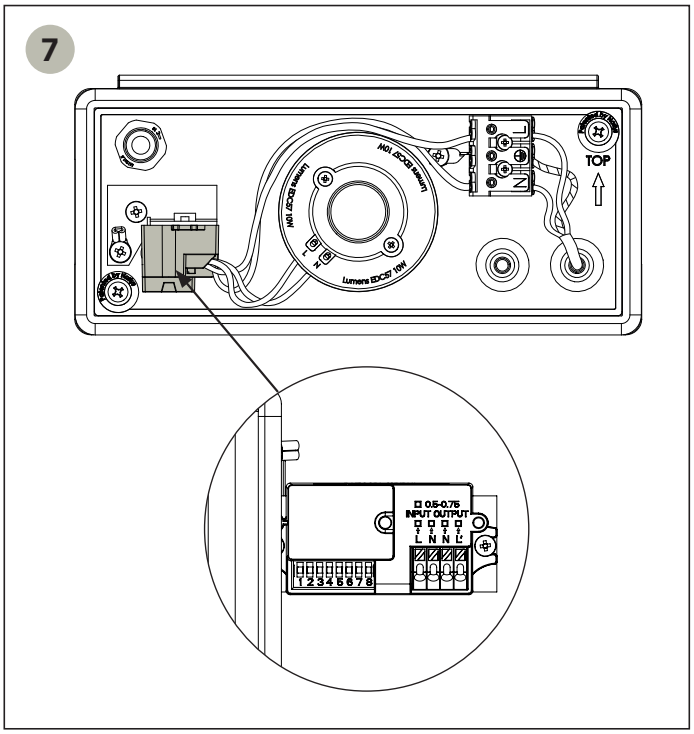
TOP
0.5-0.75
INPUT OUTPUT
1 2 3 4 5 6 7 8

8

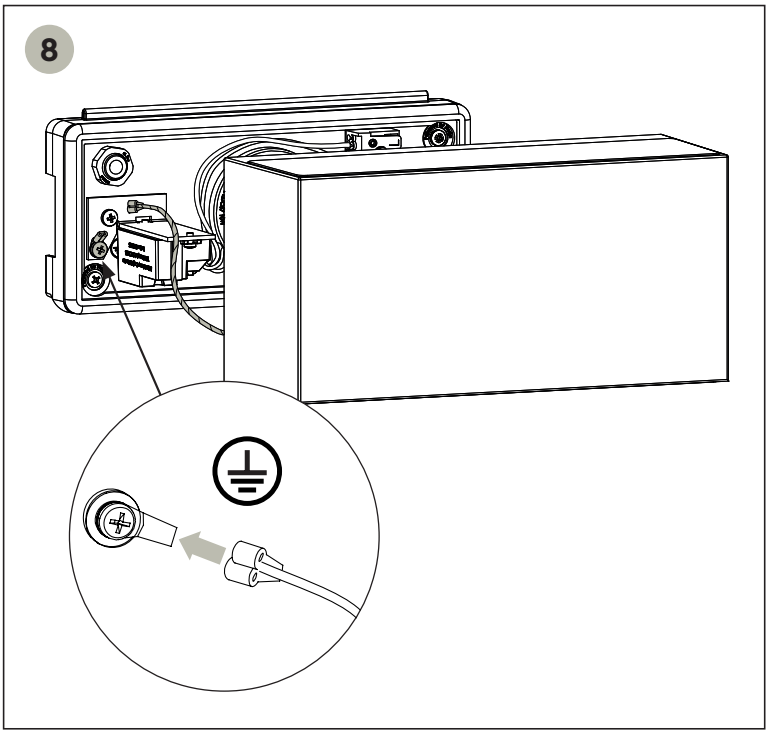

9

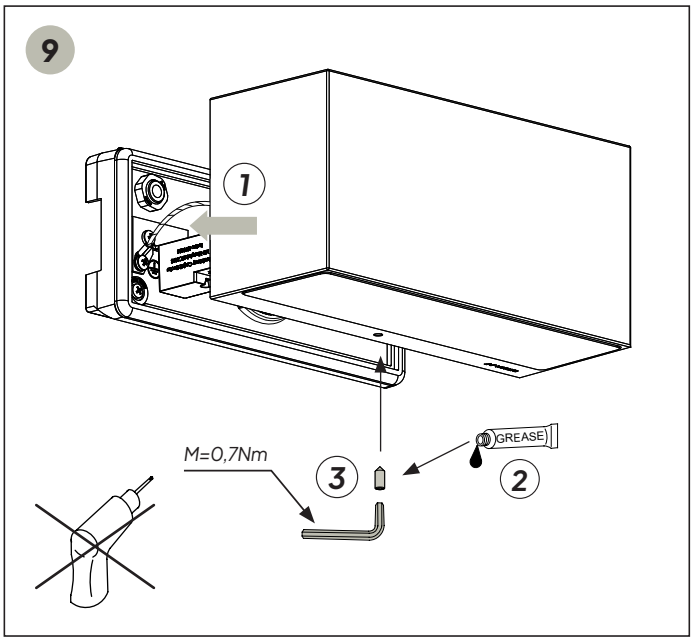
1
M=0,7Nm
3
GREASE
2

MD MERRYTREK MC119S

Microwave motion sensor with twilight switch and motion detection

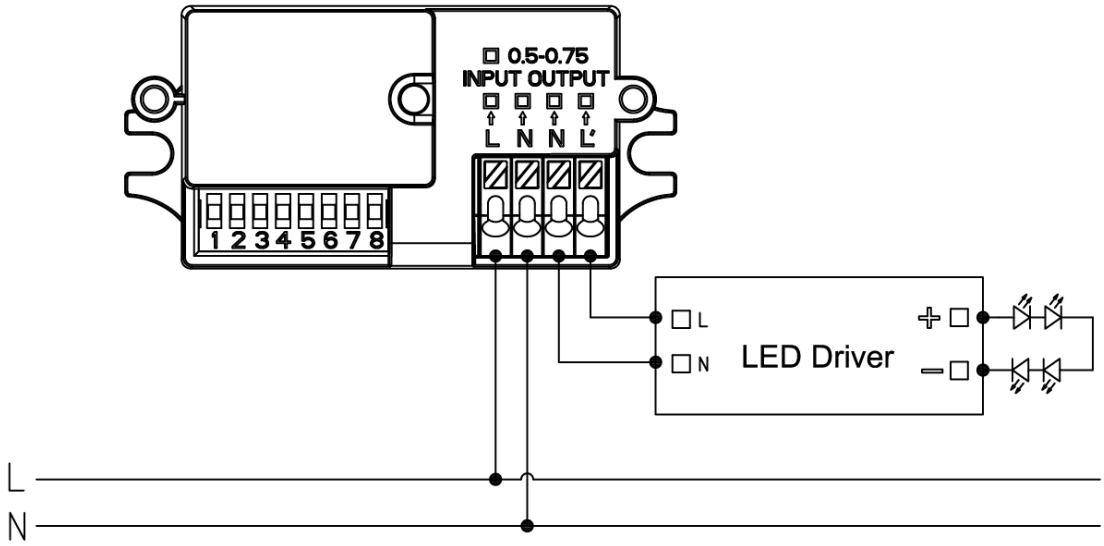

Detection Area

	1	2	
I	ON	ON	100%
II	ON	-	
III	-	ON	
IV	-	-	

Hold Time

	3	4	5	
I	ON	ON	ON	5 s
II	ON	ON	-	30 s
III	ON	-	ON	1 min
IV	ON	-	-	3 min
V	-	ON	ON	5 min
VI	-	ON	-	10 min
VII	-	-	ON	20 min
VIII	-	-	-	30 min

Sensor

	6	7	8	
I	ON	ON	ON	2 Lux
II	ON	ON	-	10 Lux
III	-	ON	-	25 Lux
IV	ON	-	-	50 Lux
V	-	-	-	Disable*

The detection range of the motion sensor in the light fitting.

The luminaire is mounted at a height of 2.5 metres.

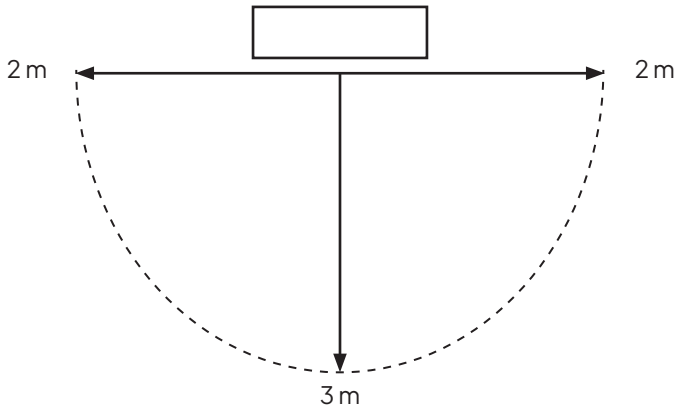

ENG Turn off the power before replacing the light source.
NOR Skru av strømmen før skifte av lyskilde.
SWE Koppla bort strömmen innan før byte av ljuskälla sker.
DE Schalten Sie die Stromversorgung aus, bevor Sie die Lichtquelle austauschen.
FR Éteindre le courant avant de remplacer la source lumineuse.
PL Przed wymianą źródła światła należy wyłączyć zasilanie.

ENG Screw/unscrew the component.
NOR Skru/skru løs komponenten.
SWE Skruva fast/skruva loss komponenten.
DE Schrauben Sie das Bauteil an oder ab.
FR Visser/dévisser le composant.
PL Wkręcić/wykręcić element.

ENG Drill a hole in the substrate.
NOR Bor et hull i underlaget.
SWE Borra ett hål i underlaget.
DE Bohren Sie ein Loch in den Untergrund.
FR Percez un trou dans le substrat.
PL Wywiercić otwór w podłożu.

ENG Replace any cracked protective screen.
NOR Sprukket glass må skiftes.
SWE Sprucket glas måste bytas.
DE Ersetzen Sie eine beschädigtn Schutzschirm.
FR Remplacer les écrans de protection fissurés.
PL Wymienić każdy pęknięty ekran ochronny.

ENG Replaceable control gear by a professional.
NOR Utskiftbart kontrollutstyr av en profesjonell.
SWE Utbytbar kontrollutrustning av en professionell.
DE Auswechselbare Vorschaltgeräte durch einen Fachmann.
FR Appareil de contrôle remplaçable par un professionnel.
PL Wymienny osprzęt sterujący za pomocą profesjonalnego serwisu.

ENG Before starting the installation, please read the instructions carefully.
NOR Les bruksanvisningen nøye før du begynner monteringen.
SWE Läs igenom instruktionen noggrant innan du påbörjar monteringen.
DE Lesen Sie die Anleitung vor Beginn der Montage sorgfältig durch.
FR Avant de commencer le montage, veuillez lire attentivement les instructions.
PL Przed rozpoczęciem montażu należy dokładnie zapoznać się z instrukcją.

ENG Only pierce NORLYS gasket with the installation cable of 7–10,5mm diameter. Damage caused by tools will lead to IP degradation. Wrong installation leads to loss of warranty.
NOR Gjennombor NORLYS-pakning med installasjonskabel ø7–10,5 mm diameter. Skader forårsaket av verktøy vil føre til IP-nedbrytning. Feil installasjon fører til tap av garanti.
SWE Använd endast 7–10,5mm Ø kabel för genomträngning av packningar. Skador orsakade av andra typer av verktyg kan sänka IP-klassning på armaturen. Felaktig installation kan orsaka garantiförlust.
DE Nur NORLYS Dichtung mit dem Installationskabel eines Durchmessers von 7–10,5mm durchstechen. Beschädigung durch Werkzeuge führt zu IP Verminderung und Garantieverlust.
FR Percez seulement le joint NORLYS avec le câble d'installation d'un diamètre de 7 à 10,5 mm. Les dommages causés par des outils entraîneront une dégradation de l'IP et la perte de garantie!
PL Uszczelkę NORLYS Ø7–10,5mm przebijać tylko przewodem instalacyjnym. Przebicie innymi narzędziami powoduje utratę szczelności IP oraz utratę gwarancji.

ENG The light source contained in this luminaire shall only be replaced by the manufacturer or his service agent, or a similar qualified person.
NOR Installasjon skal utføres av en autorisert installatør/fagmann.
SWE All installation skall utföras av auktorieserad elinstallatör.
DE Die Montage und der Austausch der in dieser Leuchte enthaltenen Lichtquelle dürfen nur durch den Hersteller oder seinen Kundendienst oder einer gleich qualifizierte Person ausgeführt werden. Bitte lokale Bestimmungen beachten!
FR Le montage et le remplacement de la source lumineuse du luminaire doit être fait uniquement par le fabricant, un agent de maintenance ou une personne ayant des qualification similaires. Merci de respecter la rêglementation nationale.
PL Źródło światła zastosowane w tej oprawie oświetleniowej powinno być wymieniane wyłącznie przez producenta lub jego przedstawiciela serwisowego, lub podobnie wykwalifikowaną osobę.
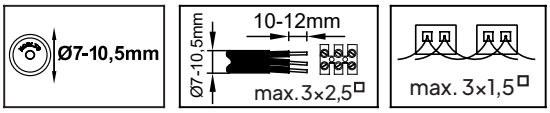
ENG Replaceable (LED only) light source by a professional.
NOR Utskiftbar (kun LED) lyskilde av en profesjonell.
SWE Utbytbar (endast LED) ljuskälla av en fackman.
DE Auswechselbare (nur LED) Lichtquelle durch einen Fachmann.
FR Source lumineuse remplaçable (LED uniquement) par un professionnel.
PL Wymienne (tylko LED) źródło światła przez profesjonalny serwis.