MOLDE DC24V



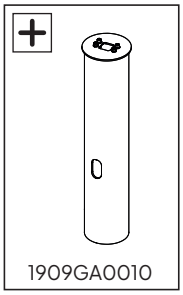
1909GA0010

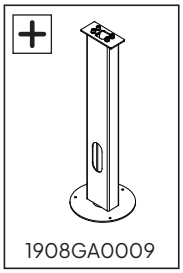
1908GA0009

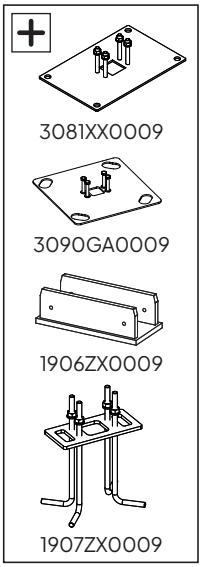
3081XX0009
3090GA0009
1906ZX0009
1907ZX0009

CE | DC24V | IP54 | III | LED

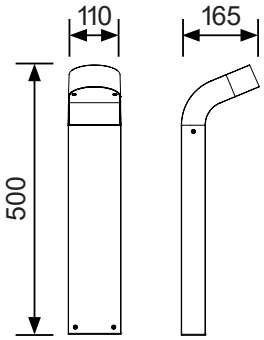

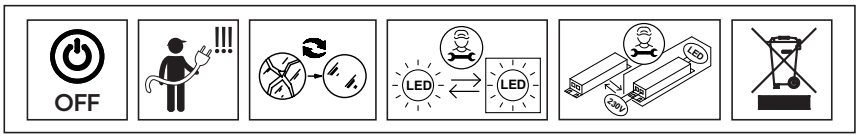



1

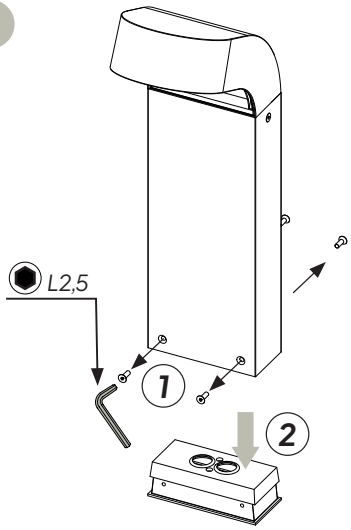

2

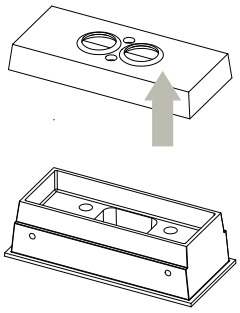

3a WOOD | TRE | TRÄ | HOLZ BOIS | DREWNO

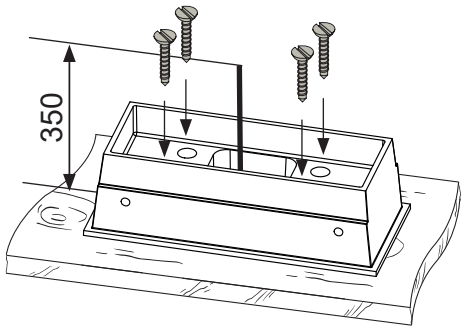

max. Ø5 mm

3b CONCRETE | BETONG | BÉTON | BETON

I

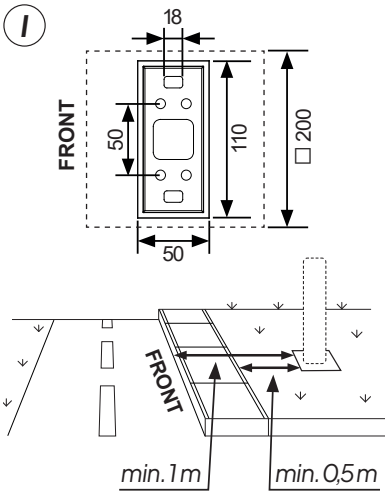

II

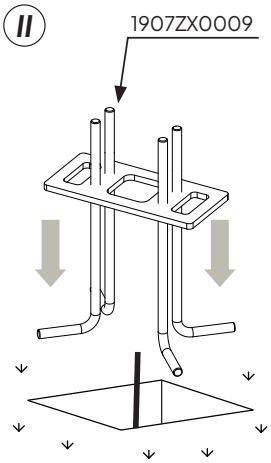

III

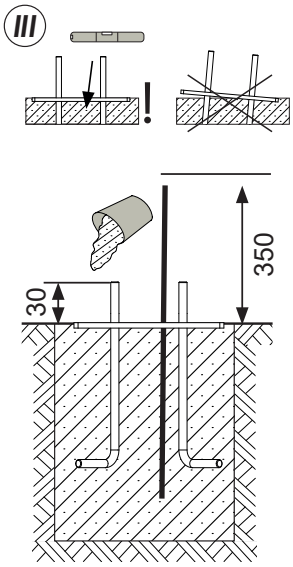

IV

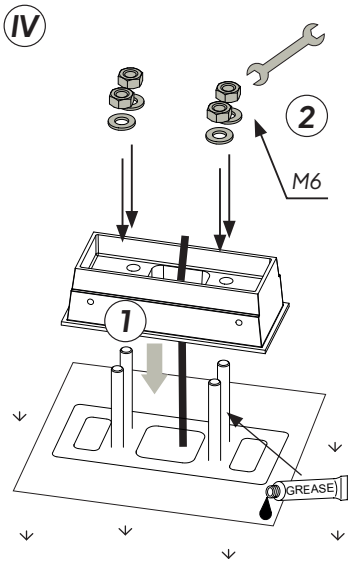

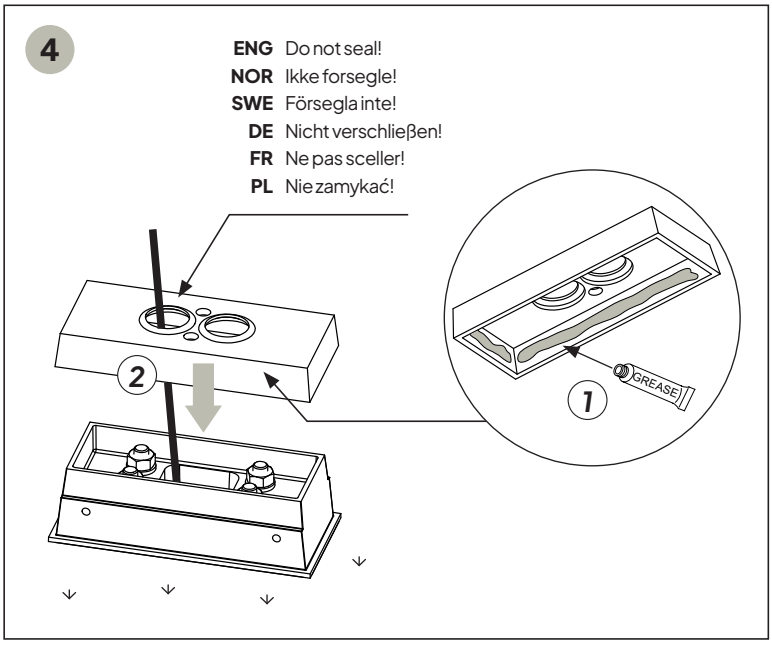

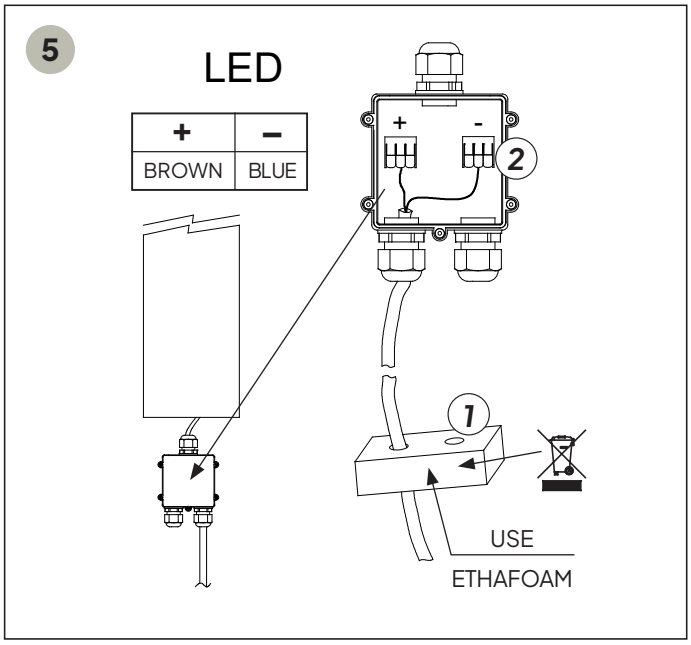

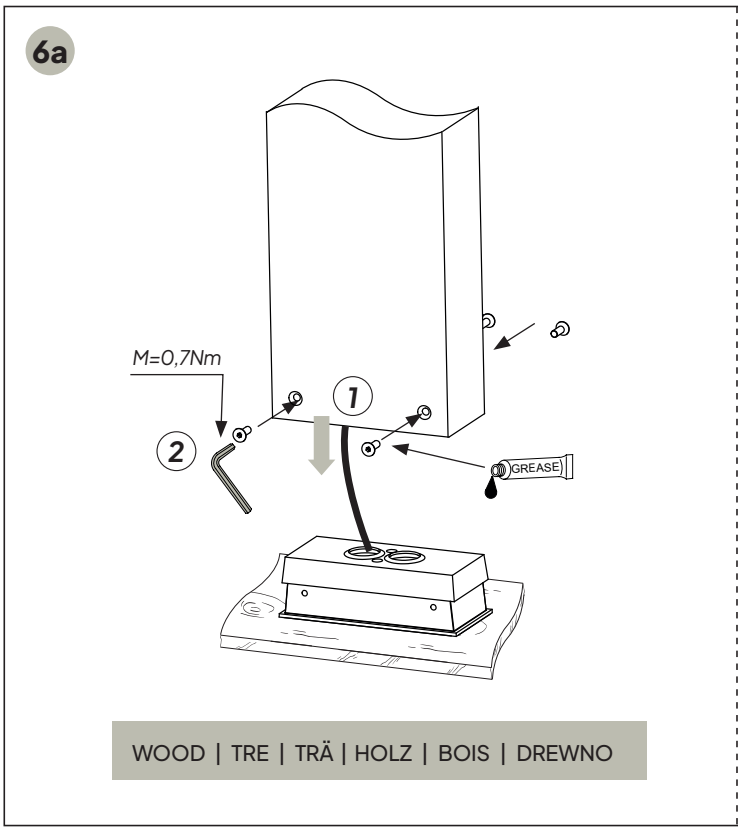

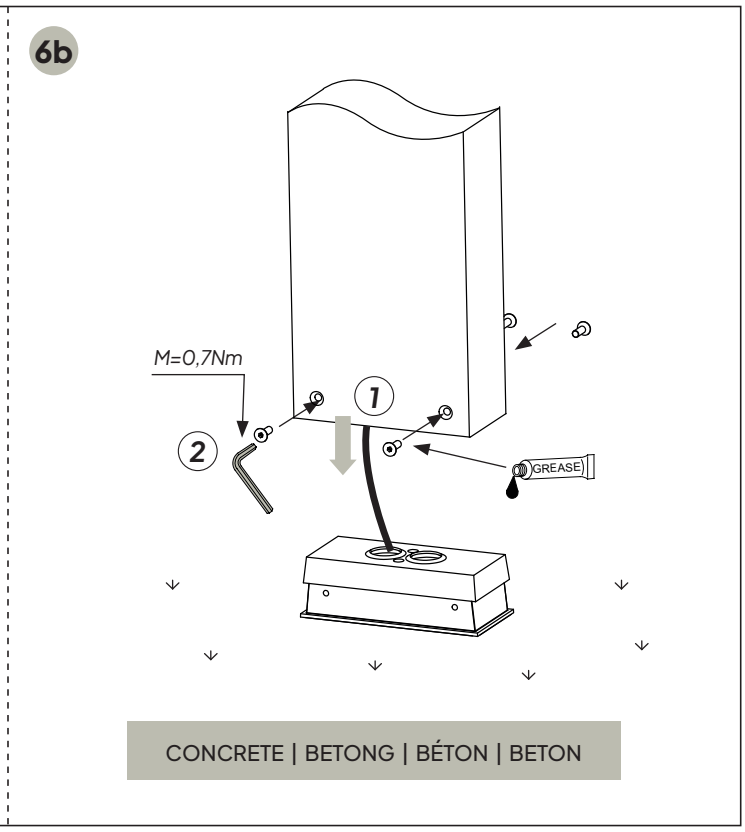

ENG Accessories purchased separately.
NOR Tilbehør kjøpes separat.
SWE Tillbehör köps separat.
DE Zubehör separat erhältlich.
FR Accessoires achetés séparément.
PL Akcesoria do nabycia osobno.

ENG Level the component.
NOR Niveller komponenten.
SWE Nivellera komponenten.
DE Nivellieren Sie das Bauteil.
FR Mettez le composant à niveau.
PL Wypoziomować element.

OFF

ENG Turn off the power before replacing the light source.
NOR Skru av strømmen før skifte av lyskilde.
SWE Koppla bort strömmen innan før byte av ljuskälla sker.
DE Schalten Sie die Stromversorgung aus, bevor Sie die Lichtquelle austauschen.
FR Éteindre le courant avant de remplacer la source lumineuse.
PL Przed wymianą źródła światła należy wyłączyć zasilanie.

ENG Replaceable (LED only) light source by a professional.
NOR Utskiftbar (kun LED) lyskilde av en profesjonell.
SWE Utbytbar (endast LED) ljuskälla av en fackman.
DE Auswechselbare (nur LED) Lichtquelle durch einen Fachmann.
FR Source lumineuse remplaçable (LED uniquement) par un professionnel.
PL Wymienne (tylko LED) źródło światła przez profesjonalny serwis.

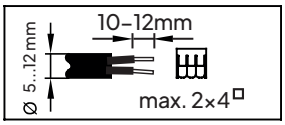

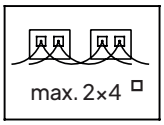

ENG Screw/unscrew the component.
NOR Skru/skru løs komponenten.
SWE Skruva fast/skruva loss komponenten.
DE Schrauben Sie das Bauteil an oder ab.
FR Visser/dévisser le composant.
PL Wkręcić/wykręcić element.

ENG The set does not include mounting screws.
NOR Settet inneholder ikke monteringsskruer.
SWE Monteringsskruvar ingår inte i satsen.
DE Das Set enthält keine Befestigungsschrauben.
FR Le kit ne comprend pas les vis de fixation.
PL Zestaw nie zawiera śrub mocujących.

ENG The light source contained in this luminaire shall only be replaced by the manufacturer or his service agent, or a similar qualified person.
NOR Installasjon skal utføres av en autorisert installatør/fagmann.
SWE All installation skall utföras av auktorieserad elinstallatör.
DE Die Montage und der Austausch der in dieser Leuchte enthaltenen Lichtquelle dürfen nur durch den Hersteller oder seinen Kundendienst oder einer gleich qualifizierte Person ausgeführt werden. Bitte lokale Bestimmungen beachten!
FR Le montage et le remplacement de la source lumineuse du luminaire doit être fait uniquement par le fabricant, un agent de maintenance ou une personne ayant des qualification similaires. Merci de respecter la rêglementation nationale.
PL Źródło światła zastosowane w tej oprawie oświetleniowej powinno być wymieniane wyłącznie przez producenta lub jego przedstawiciela serwisowego, lub podobnie wykwalifikowaną osobę.

ENG Replace any cracked protective screen.
NOR Sprukket glass må skiftes.
SWE Sprucket glas måste bytas.
DE Ersetzen Sie eine beschädigtn Schutzschirm.
FR Remplacer les écrans de protection fissurés.
PL Wymienić każdy pęknięty ekran ochronny.