ASKER HEAD

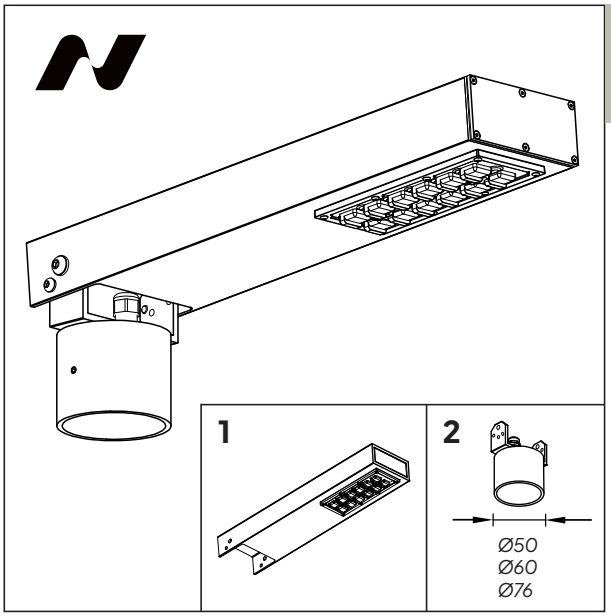

220–240V | IP65 | IK10 | LED | DALI2 | 6m

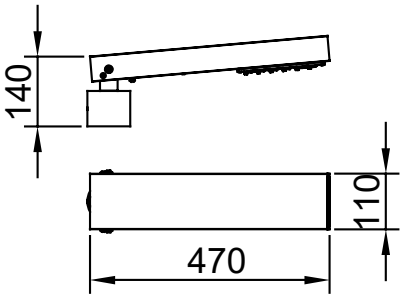

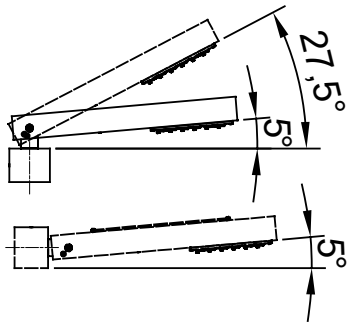

1

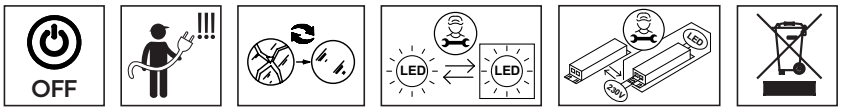

2

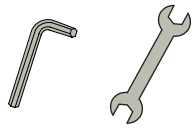

3

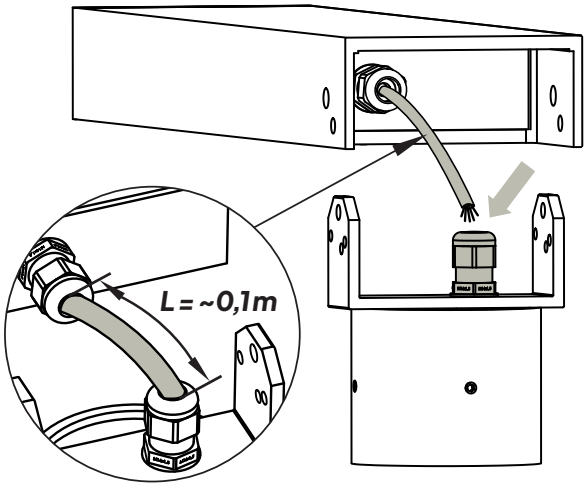

4

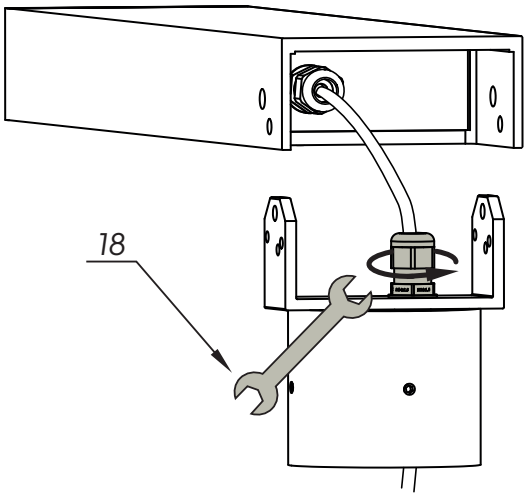

5

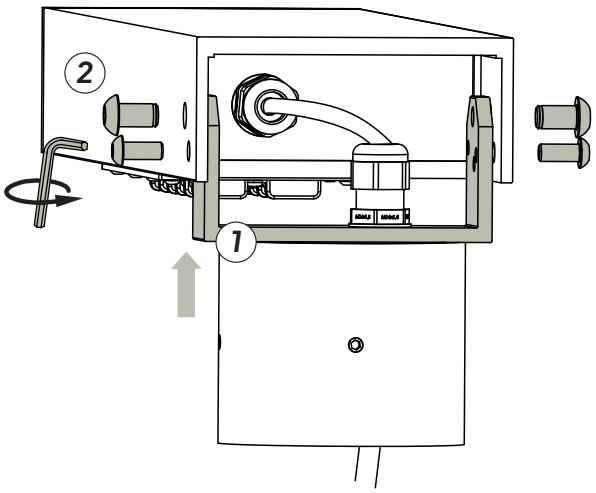

6

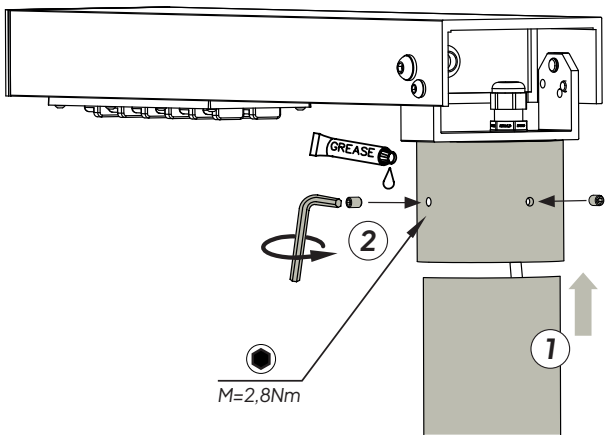

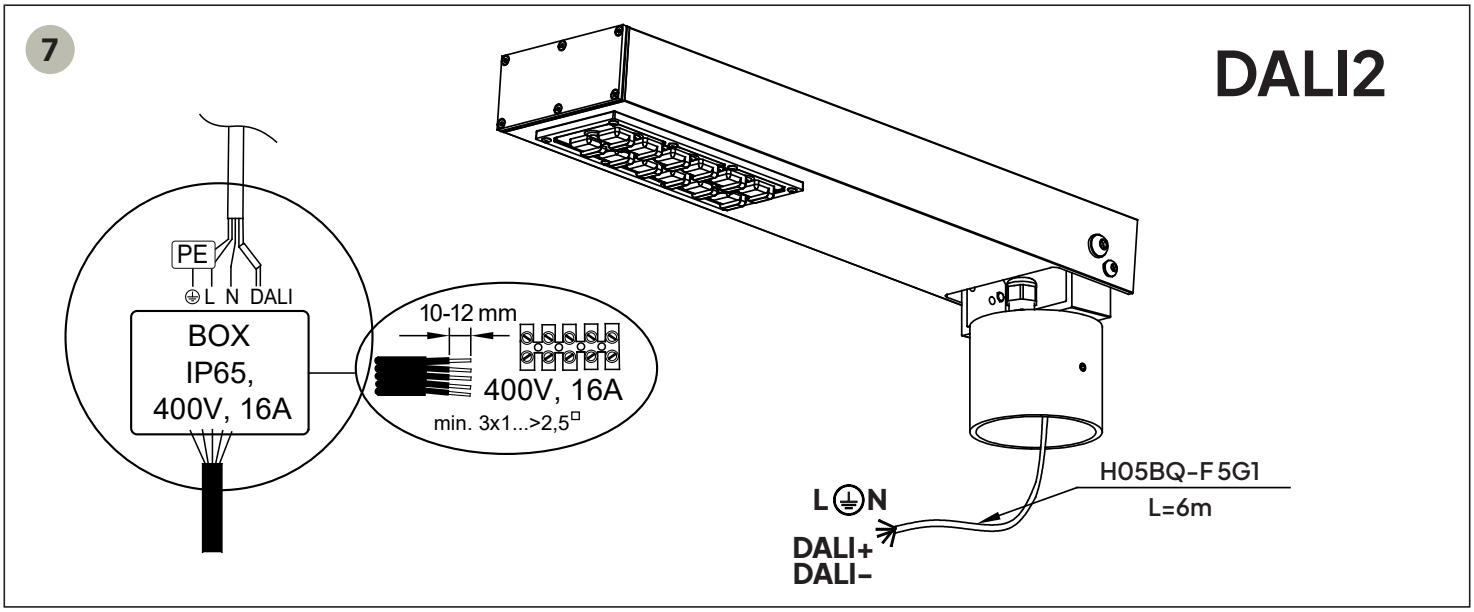

ENG Turn off the power before replacing the light source.
NOR Skru av strømmen før skifte av lyskilde.
SWE Stäng av strömmen innan montering för byte av ljuskälla.
DE Schalten Sie die Stromversorgung aus, bevor Sie die Lichtquelle austauschen.
FR Éteindre le courant avant de remplacer la source lumineuse.
PL Przed wymianą źródła światła należy wyłączyć zasilanie.

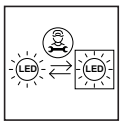

ENG LED module, power supply.
Replaceable (LED only) light source by a professional.
NOR LED-modul, strømforsyning.
Utskiftbar (kun LED) lyskilde av en profesjonell.
SWE LED-modul, strömförsörjning.
Utbytbar (endast LED) ljuskälla av en fackman.
DE LED-Modul, Stromversorgung.
Auswechselbare (nur LED) Lichtquelle durch einen Fachmann.
FR Module LED, alimentation.
Source lumineuse remplaçable (LED uniquement) par un professionnel.
PL Moduł LED, zasilacz elektroniczny.
Wymienne (tylko LED) źródło światła przez profesjonalny serwis.

ENG Screw/unscrew the component.
NOR Skru/skru løs komponenten.
SWE Skruva fast/skruva loss komponenten.
DE Schrauben Sie das Bauteil an oder ab.
FR Visser/dévisser le composant.
PL Wkręcić/wykręcić element.



ENG Replaceable control gear by a professional.
NOR Utskiftbart kontrollutstyr av en profesjonell.
SWE Utbytbar kontrollutrustning skall installeras och underhållas av behörig elektriker.
DE Auswechselbare Vorschaltgeräte durch einen Fachmann.
FR Pilote remplaçable par un professionnel.
PL Wymienny osprzęt sterujący za pomocą profesjonalnego serwisu.

ENG The light source contained in this luminaire shall only be replaced by the manufacturer or his service agent, or a similar qualified person.
NOR Installasjon skal utføres av en autorisert installatør/fagmann.
SWE All installation skall utföras av auktorieserad elinstallatör.
DE Die Montage und der Austausch der in dieser Leuchte enthaltenen Lichtquelle dürfen nur durch den Hersteller oder seinen Kundendienst oder einer gleich qualifizierten Person ausgeführt werden. Bitte lokale Bestimmungen beachten!
FR Le montage et le remplacement de la source lumineuse du luminaire doit être fait uniquement par le fabricant, un agent de maintenance ou une personne ayant des qualifications similaires. Merci de respecter la réglementation nationale.
PL Źródło światła zastosowane w tej oprawie oświetleniowej powinno być wymieniane wyłącznie przez producenta lub jego przedstawiciela serwisowego, lub podobnie wykwalifikowaną osobę.

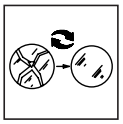
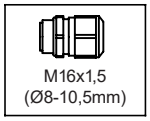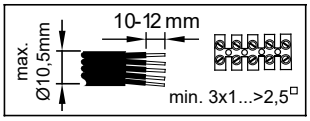
ENG Replace any cracked protective screen.
NOR Sprukket glass må skiftes.
SWE Sprucket glas måste bytas.
DE Ersetzen Sie einen beschädigten Schutzschirm.
FR Remplacer les écrans de protection fissurés.
PL Wymienić każdy pęknięty ekran ochronny.